

# // Machinery

[Researched//Engineered//Developed]

**SMG Range**



**TECHNICAL  
SURFACES**

Maintaining Standards



# //Machinery Price List



High-Lift

## SportChamp SC2

The basic drive unit for maintaining and cleaning synthetic sports surfaces has been improved, boasting a more powerful suction turbine; hydraulic hoisting cylinders for the front machine attachments; higher and wider wheels; higher chassis; external air filter; stronger v-belts; cooling system (petrol version); better hydraulic steering; filter box cover with lifting cylinder; better engines (Briggs & Stratton-Daihatsu or Kubota); several improvements for machine maintenance (no grease points); High-Lift (HL) dumping increased to approx. 2.000mm.

**Includes a 2-year Manufacturer's Warranty**



Standard

<p><b>SportChamp SC2D (27HP) 4HL</b> 3-Cylinder 4-Wheel Diesel Engine Briggs &amp; Stratton Daihatsu 27HP</p>	
<p><b>SportChamp SC2D 4HL</b> 3-Cylinder 4-Wheel Diesel Engine Kubota 23HP</p>	
<p><b>SportChamp SC2D (27HP)</b> 3-Cylinder 4-Wheel Diesel Engine Briggs &amp; Stratton Daihatsu 27HP</p>	
<p><b>SportChamp SC2D</b> 3-Cylinder 4-Wheel Diesel Engine Kubota 23HP</p>	
<p><b>SportChamp SC2PA</b> 2-Cylinder 4-Wheel air-cooled Petrol Engine Vanguard / Briggs &amp; Stratton 22HP</p>	

Technical Surfaces Limited  
Standards House  
Meridian East  
Meridian Business Park  
Leicester LE19 1WZ  
United Kingdom

tel:// +44 (0)8702 400 700  
fax:// +44 (0)8702 400 700  
http:// www.technicalsurfaces.co.uk  
mail:// info@technicalsurfaces.co.uk

© Copyright Technical Surfaces Ltd





# //Machinery Price List



## Rotating Brush

Debris removal and deep-cleaning attachment for removing deep-seated dirt and decompacting the infill, by removing dust, debris and broken-down carpet fibres while also lifting the carpet pile; working width 1.1m



## Opposed Brush

2 opposed brushes for the cleaning and maintenance of non-filled artificial grass, running tracks and other synthetic sports surfaces; equipped with side broom; working width approx. 1m



## Rigid Brush

Comes complete with a set of 'winged' brushes for the regular day-to-day grooming of the surface, simultaneously lifting and cleaning the fibre and infill by incorporating the vacuum for fine particles; working width approx. 1.6m




## Decompaction Head

For decompacting the infill and lifting the fibres; working width 1.3m - standard  
1.7m - large  
(approx. widths)

Technical Surfaces Limited  
Standards House  
Meridian East  
Meridian Business Park  
Leicester LE19 1WZ  
United Kingdom

tel:// +44 (0)8702 400 700  
fax:// +44 (0)8702 400 700  
http:// www.technicalsurfaces.co.uk  
mail:// info@technicalsurfaces.co.uk

© Copyright Technical Surfaces Ltd



**TECHNICAL  
SURFACES**

Researched//Engineered//Developed



# //Machinery Price List



## Sweeping Brush

Rotating brush to remove dirt and debris from the top of the surface and surrounding areas; hydraulically driven, can be angled from left to right; working width approx. 1.2m



## Sand / Rubber Spreading Device

For carrying out infill top-ups of sand / rubber filled surfaces where necessary; capacity approx. 200kg of sand or 150kg rubber; adjustable spread quantity; working width 1m



## Drag Brush / Decompacting Device

Double-row brushes / steel spring tooth brushes; working width 1.3m; for sand & rubber infill; with decompacting device for rubber infill




## Spray Device

For spraying water / weed / moss kill on artificial grass; 270 litre capacity; folding spray bar with 4 nozzles; working width 24m; hydraulically-driven water pump

Technical Surfaces Limited  
Standards House  
Meridian East  
Meridian Business Park  
Leicester LE19 1WZ  
United Kingdom

tel:// +44 (0)8702 400 700  
fax:// +44 (0)8702 400 700  
http:// www.technicalsurfaces.co.uk  
mail:// info@technicalsurfaces.co.uk

© Copyright Technical Surfaces Ltd



**TECHNICAL  
SURFACES**

Researched//Engineered//Developed



# //Machinery Price List



## Vacuum Hose

For the removal of dirt and debris from the surrounds; hose 400cm; with handle and support for securing whilst driving



## Snowplough

Hydraulically driven, can be angled from left to right; working width approx. 1.15m



## Sun Shield

Specially-designed canopy, offering an element of shade and shelter; available for both the standard and high-lift SportChamp machines




## Snowblower

Blower width up to 1.35m; adjustable blower height

Technical Surfaces Limited  
Standards House  
Meridian East  
Meridian Business Park  
Leicester LE19 1WZ  
United Kingdom

tel:// +44 (0)8702 400 700  
fax:// +44 (0)8702 400 700  
http:// www.technicalsurfaces.co.uk  
mail:// info@technicalsurfaces.co.uk

© Copyright Technical Surfaces Ltd



**TECHNICAL  
SURFACES**

Researched//Engineered//Developed



# //Machinery Price List



## SportChamp SC2PA/E

Economy version of the classic SportChamp machine, designed to perform cleaning and maintenance on synthetic sports surfaces. Driven by a 22HP air-cooled petrol engine, the SportChamp SC2PA/E boasts a powerful suction turbine, as well as hydraulic hoisting cylinders for the filter box and front mount attachments.

*Cleaning brush attachments are available (see below).*



Basic drive unit shown with **PGD900** attachment designed for use on non-filled surfaces.

## Attachments

### PGD900

2 opposed brushes for the cleaning and maintenance of non-filled artificial grass, running tracks and other synthetic sports surfaces; equipped with side broom; working width approx. 1m


### PGSG1

Cleaning brush for rubber and / or sand filled synthetic sports surfaces. Adjustable sieve to separate dirt from the infill; working width 90cm; brush diameter 30cm; adjustable working depth; wheel diameter 20cm

Technical Surfaces Limited  
Standards House  
Meridian East  
Meridian Business Park  
Leicester LE19 1WZ  
United Kingdom

tel:// +44 (0)8702 400 700  
fax:// +44 (0)8702 400 700  
http:// www.technicalsurfaces.co.uk  
mail:// info@technicalsurfaces.co.uk

© Copyright Technical Surfaces Ltd



**TECHNICAL  
SURFACES**

Researched//Engineered//Developed



# //Machinery Price List



## CareMax CM2D

The **CareMax CM2D** is driven by a 17 HP 3-cylinder water-cooled diesel engine and can be equipped with several attachments for the cleaning and maintenance of artificial turf pitches.

The **CareMax CM2D** is equipped with hydraulic triangular brush sections between the wheels, to evenly distribute the infill and work it into the carpet (working width 2.4m). The hydraulic depth-adjustable tine row will assist with infill Decompanction

The **CareMax CM2D** is supplied as standard with the **TurfKing CM2D** rotary brush, a rear attachment with a precise depth adjustment, which lifts out the top layer of infill, separating the dirt and dust before the cleaned infill is returned to the carpet. This is completed in one single operation and thus enables the cleaning and maintenance of artificial turf in a simple and time-saving manner.

A range of front- and rear-mounted attachments is available for the CareMax CM2D.



**TurfKing CM2D**  
rear attachment  
(included)

**3-point rear**  
attachment system




**CareMax CM2D**

Technical Surfaces Limited  
Standards House  
Meridian East  
Meridian Business Park  
Leicester LE19 1WZ  
United Kingdom

tel:// +44 (0)8702 400 700  
fax:// +44 (0)8702 400 700  
http:// www.technicalsurfaces.co.uk  
mail:// info@technicalsurfaces.co.uk

© Copyright Technical Surfaces Ltd



**TECHNICAL**  
**SURFACES**

Researched//Engineered//Developed



# //Machinery Price List



## Oscillating Brush OS1700

CareMax CM2D attachment for brushing sand / rubber infill into synthetic sports surfaces; equipped with brushes of varying degrees of hardness to loosen the infill or to decompact the surface; can also be used as a sweeping brush for the maintenance of synthetic surfaces by simply switching off the oscillating movement of the brushes; working width 1.7m; adjustable working depth.



## Sweeping Brush Device

Front-mount attachment for the CareMax CM2D; swivel-mounted large rotating brush to sweep away dirt from the top of synthetic sports surfaces; hydraulic swivel; working width 1.4m




## Sand/Rubber Spreading Unit

Rear-mount attachment for the CareMax CM2D; for the refill of sand or rubber in synthetic sports surfaces; capacity approx. 350kg of sand or 260kg or rubber; adjustable spread quantity

Technical Surfaces Limited  
Standards House  
Meridian East  
Meridian Business Park  
Leicester LE19 1WZ  
United Kingdom

tel:// +44 (0)8702 400 700  
fax:// +44 (0)8702 400 700  
http:// www.technicalsurfaces.co.uk  
mail:// info@technicalsurfaces.co.uk

© Copyright Technical Surfaces Ltd



**TECHNICAL  
SURFACES**

Researched//Engineered//Developed





# //Machinery Price List



## Drag Brush SB1

Rear-mount attachment for the **CareMax CM2D**; 3-point hitch rear-mount accessory with variable tow couplings (*3-point support or drawbar*); four specially-arranged brush rows serve to level the synthetic sports surface with infilling granulate; working width 1,600mm.



## Decompaction Brush DC1600

Rear-mount attachment for the **CareMax CM2D**; 3-point hitch rear-mount accessory with variable tow couplings (*3-point support or drawbar*); designed to loosen up mixed-fill artificial turf surfaces and straighten the carpet fibres; the infill is levelled with the trailing brush row; working width 1,600mm; working depth can be precisely adjusted via two adjusting spindles.



## Snowplough

**CareMax CM2D** attachment, for removing snow from sports surfaces; hydraulic swivel; working width 1.4m





# //Machinery Price List



## CareMax CM2B

The **CareMax CM2D** is driven by a 22 HP 2-cylinder water-cooled petrol engine.

The **CareMax CM2B** is equipped with oscillating suspended triangular brushes mounted underneath the machine, as well as a rear-mount attachment with integrated rotary brush, drag brush (working width 2.4m), guide pulley and transport rollers. This attachment can be lifted hydraulically for transport.

The depth-adjustable rotary brush removes the very upper layer of infill, separating the dirt and dust before the cleaned infill is returned to the carpet. The permanent filter provides a continuous cleaning effect.

The **CareMax CM2B** is equipped with a vibrating screen, which can be precisely adjusted for sand or rubber infill, with variable settings from 4 to 10 mm.



CareMax CM2B

### Rear-mount attachment:


- Integrated rotary brush
- Drag brush
- Guide pulley
- Transport rollers

Drag Brush (2.4m)

Technical Surfaces Limited  
Standards House  
Meridian East  
Meridian Business Park  
Leicester LE19 1WZ  
United Kingdom

tel:// +44 (0)8702 400 700  
fax:// +44 (0)8702 400 700  
http:// www.technicalsurfaces.co.uk  
mail:// info@technicalsurfaces.co.uk

© Copyright Technical Surfaces Ltd



**TECHNICAL  
SURFACES**

Researched//Engineered//Developed



# //Machinery Price List



## TurfSoft

### TS2/TS3 TS2E/TS3E

For cleaning granular-filled artificial grass; 1-cylinder petrol engine (4HP); working width 800mm; weight approx. 85kg; castor wheels and folding handle make for great portability and easy storage; ideal for use on surfaces where access is restricted.

The enhanced features of the **TurfSoft TS3** assist in cleaning artificial surfaces along boards, fences or corner blocks. Equipped with a hinged side broom (inset), the **TurfSoft TS3** eliminates dirt even in areas which are difficult to access. The side broom can be easily folded away when not required.

Also available with an electric motor instead of a petrol engine, for use on indoor pitches where exhaust fumes are a concern (**TS2E / TS3E**)

Ideal for use on surfaces with restricted access e.g. tennis courts



Hinged side broom on TurfSoft TS3



TurfSoft TS2/TS3

Technical Surfaces Limited  
Standards House  
Meridian East  
Meridian Business Park  
Leicester LE19 1WZ  
United Kingdom

tel:// +44 (0)8702 400 700  
fax:// +44 (0)8702 400 700  
http:// www.technicalsurfaces.co.uk  
mail:// info@technicalsurfaces.co.uk

© Copyright Technical Surfaces Ltd



**TECHNICAL  
SURFACES**

Researched//Engineered//Developed



# //Machinery Price List



## TurfKing TK1502 / TK1100

The **TurfKing** brush and vacuum systems provide a 3-point rear-mount accessory suitable for any compact tractors with a power of at least 20 to 25HP. The **TurfKing** combines a range of basic functions, including decompaction, the separation of dirt from the granular infill and restoring the cleaned infill to the surface in the correct quantities.

Steel springs serve to loosen the infill; the rotating brush-roller then straightens the carpet fibres, collecting any dirt particles in the process; four easily exchangeable sieve types are included (3mm, 4mm, 6mm, 10mm), allowing you to match the requirement of different types of granular infill and larger amounts of debris; finally, the trailing brush row levels the granular infill and lightly works it back into the surface.

As the working depth can be precisely set, each individual function can be adjusted and carried out to suit the corresponding turf conditions. Built to a compact design, the **TurfKing** is easy to attach to a suitable drive unit, and can also be manoeuvred easily by hand.



**Permanent Filter with continuous de-dusting of filtered suspended particles**



**TurfKing TK1502 / TK100**

**TK1502: 0.9m x 1.67m x 0.83m**

**TK1100: 0.9m x 1.195 x 0.83m**

Technical Surfaces Limited  
Standards House  
Meridian East  
Meridian Business Park  
Leicester LE19 1WZ  
United Kingdom

tel:// +44 (0)8702 400 700  
fax:// +44 (0)8702 400 700  
http:// www.technicalsurfaces.co.uk  
mail:// info@technicalsurfaces.co.uk

© Copyright Technical Surfaces Ltd



**TECHNICAL SURFACES**

Researched//Engineered//Developed



# //Machinery Price List



## TurfBoy TB2 TB2T

Ride-on machine suitable for the cleaning and maintenance of sand / rubber filled synthetic sports surfaces. **TB2T** available without sieve, for cleaning running tracks.

The rotary brush lifts and cleans the upper layer of infill, extracting any contaminants or other dirt particles. The cleaned granular infill is then levelled and lightly worked back into the synthetic carpet.

Driven by a 2-cylinder 16HP air-cooled petrol engine, the **TurfBoy TB2** has been made to a compact design, and is ideal for areas where access may be restricted. The machine's trailing brush row and rotary brush allows for easy cleaning of edges and corners. The working width is 1.200mm, but by removing the detachable trailing brush row, the TB2 can also access entrances as little as 1m wide.



**TurfBoy TB2**



**Handwheel**



**Adjustable Sieve**

## TurfCare TCA1400 TCA2000

Maintenance accessory able to be pulled by small compact tractors or quads; the rotary brush straightens the carpet fibres, removing dust and dirt particles in the process; working depth can be precisely set; working width 1.400mm; 2.000mm



## TurfPickup TP600

For effectively decompacting the infill and lifting fibres; ideal for smaller facilities or high-wear areas; 1-cylinder petrol engine; working width 600mm; adjustable working depth; weight 75kg; folding handle for improved portability.



Technical Surfaces Limited  
Standards House  
Meridian East  
Meridian Business Park  
Leicester LE19 1WZ  
United Kingdom

tel:// +44 (0)8702 400 700  
fax:// +44 (0)8702 400 700  
http:// www.technicalsurfaces.co.uk  
mail:// info@technicalsurfaces.co.uk

© Copyright Technical Surfaces Ltd



**TECHNICAL  
SURFACES**

Researched//Engineered//Developed



# //Machinery Price List



## Decompaction Brush DC1600

3-point hitch rear-mount accessory with variable tow couplings (*3-point support or drawbar*); designed to loosen up mixed-fill artificial turf surfaces and straighten the carpet fibres; the infill is levelled with the trailing brush row; working width 1.6m; working depth can be precisely adjusted via two adjusting spindles



## Drag Brush SB1

3-point hitch rear-mount accessory with variable tow couplings (*3-point support or drawbar*); four specially-arranged brush rows serve to level the synthetic sports surface with infilling granulate; working width 1.6m



## Triangle Brush DB1600

For the brushing of sand / rubber infilled artificial turf; tow bar with removable drawbars; 4 wheels allow easy handling; working width 1.6m

Technical Surfaces Limited  
Standards House  
Meridian East  
Meridian Business Park  
Leicester LE19 1WZ  
United Kingdom

tel:// +44 (0)8702 400 700  
fax:// +44 (0)8702 400 700  
http:// www.technicalsurfaces.co.uk  
mail:// info@technicalsurfaces.co.uk

© Copyright Technical Surfaces Ltd



Researched//Engineered//Developed



# //Machinery Price List

## SandMatic B1005D



Main drive via 3-cylinder water-cooled Kubota diesel engine with 16 HP; manual operation via hydraulic levers and steering wheel, 3 rows of oscillating brushes; adjustable material outlet of 5-40 kg/sqm.; capacity 1/2m<sup>3</sup>; output max. 15 sqm./min. (150 square ft./min.); working width 1m; working speed up to 10 m/min.

## SandMatic B1505 RC



Main drive via 3-cylinder water-cooled Kubota Diesel engine 20.4HP; all functions performed by the compact radio control, making the operation method more comfortable and the working process easier; all functions hydraulically controlled; double row of oscillating brushes; adjustable material outlet of 2.5-40kg/m<sup>2</sup>; container capacity (1m<sup>3</sup> of sand or 1 big bag of rubber); sanding output max. 15m<sup>2</sup>/min (150sqft/min); working width 1.5m; working speed 1-10 m/min.

## SandMatic B1505 eco



Main drive via 3-cylinder water-cooled Kubota Diesel engine; 20.4HP; operation via cable control; all functions hydraulically controlled; double row of oscillating brushes; adjustable material outlet of 5-40 kg/m<sup>2</sup>; container capacity 1m<sup>3</sup> sand / 1 bag rubber; sanding output max. 15m<sup>2</sup>/min; working width 1.500mm; working speed 1-10m/min

Technical Surfaces Limited  
Standards House  
Meridian East  
Meridian Business Park  
Leicester LE19 1WZ  
United Kingdom

tel:// +44 (0)8702 400 700  
fax:// +44 (0)8702 400 700  
http:// www.technicalsurfaces.co.uk  
mail:// info@technicalsurfaces.co.uk

© Copyright Technical Surfaces Ltd



Researched//Engineered//Developed



# //Machinery Price List



## TurfRoller TR5000



For the easy transport and unrolling of artificial grass; variable width of 100cm up to 500cm; lifting device with hand hydraulic pump and hydraulic cylinder, maximum roll diameter 140cm.

## LineStar LS15



Line Marking equipment for use on artificial turf and athletics tracks. Line widths of 4-15cm produced; machine steering handlebar contains controls for the spraying air, the paint in the spray gun, contact pressure, forward momentum and the setting of straight or curved lines; all settings reproducible; easy to clean equipment.

## CarpetWonder




**Use on indoor surfaces**

Multi-functional cleaning equipment designed to remove surface and deep-seated dirt and detritus from non-filled carpets; also to collect and clean any loose sand / rubber granules, separating these from surface dirt particles and re-spreading the cleaned granules; dirt and detritus is collected in a permanent filter; the cleaning process efficiently protects and straightens out the carpet fibres; easy-to-use, operating with minimum noise and disruption; AC-current engine (2HP) with safety switch.

Technical Surfaces Limited  
Standards House  
Meridian East  
Meridian Business Park  
Leicester LE19 1WZ  
United Kingdom

tel:// +44 (0)8702 400 700  
fax:// +44 (0)8702 400 700  
http:// www.technicalsurfaces.co.uk  
mail:// info@technicalsurfaces.co.uk

© Copyright Technical Surfaces Ltd



**TECHNICAL  
SURFACES**

Researched//Engineered//Developed





# //Machinery Price List



**EdgeTrimmer**



**LineCutter**



**CircleCutter**



**GrassCutter**



**TurfCutter Electric TCE1**



**TurfCutter**

## Tools

### EdgeTrimmer

For trimming artificial grass strips

### LineCutter

Variable cut width adjustment between 50-150mm; easy cutter blade exchange; able to cut curved lines up to 15m radius

### CircleCutter CC1 CC2

Device for circular cutting (*to create openings for post receptacles or similar*); maximum circle diameter 260mm (CC1) or 500-1000mm (CC2)

### GrassCutter GC1 GC2


For proper cutting alongside existing track seams on artificial grass; also available for left-handed use (GC2)

### TurfCutter Electric TCE1

To trim artificial grass along kerb stones (supplied with 2-pin European plug)

### TurfCutter

Device for cutting sand-filled artificial grass





# //Machinery Price List



**TurfGrip**



**SeamFix**



**TurfFix**



**GlueFix**



**GlueFix GF150**



**GlueFix GF300 (W) GF400 (W)**



**TestSet**



**FloorTest FT50**

## Tools

### **TurfGrip TG30 TG60 TG90 TG200**

Robust gripping tongs for use in the installation of synthetic sports surfaces

### **SeamFix**

Pressure tool for a solidified connection of the seams on artificial grass and glue-coated seaming tape (without wooden handle)

### **TurfFix**

Turf clutch for fixing the joints of artificial grass strips while gluing

### **GlueFix GF300 GF340 GF400 GF500**

Applicator of glue and seaming tape; treats bands up to 500mm wide

### **GlueFix GF150**

Mobile applicator for gluing seaming tape already in place; suitable for gluing tape at widths of 150mm

### **GlueFix GF300 (W) GF400 (W)**

Height adjustable mobile applicator for gluing seaming tape already in place; suitable for gluing tape at widths of 300 or 400mm; compact when folded

### **TestSet**

4m straight edge for measuring in range of +/- 10mm (4 parts); Measuring Wedge MK30; FloorTest FT50; sturdy transport case

### **FloorTest FT50**

Measuring tool for synthetic sports surfaces; range 0-50mm



# //Machinery Price List



Transport Case

SeamFix



GlueFix GF300



TurfGrip



Safety Cutters



CircleCutter



GrassCutter



Measuring Tape



LineCutter




FloorTest FT50



EdgeTrimmer



Cutting Blades




## TurfSet

Stable, mobile and lockable – the complete tool set for the professional installation of synthetic turf.

### Contents:

SeamFix x 1  
 GlueFix GF300  
 TurfGrip TG30 x 2  
 Safety Cutters x 5  
 CircleCutter x 1  
 GrassCutter x 1  
 Measuring Tape (100m)  
 LineCutter x 1  
 FloorTest FT50 x 1  
 EdgeTrimmer x 1  
 Cutting Blades x 20  
 Transport Case x 2



Technical Surfaces Limited  
Standards House  
Meridian East  
Meridian Business Park  
Leicester LE19 1WZ  
United Kingdom

tel// +44 (0)8702 400 700  
tel// +44 (0)8702 400 701  
mailto// info@technicalsurfaces.co.uk  
http// www.technicalsurfaces.co.uk

© Copyright Technical Surfaces Ltd.